

G4-180/165-30 - 5,5 Kw 50 Hz



DESCRIPTION

Self priming electric pump monobloc with open impeller. Wear disk in stainless steel AISI 316 and impeller in cast iron can be directly removed from the inspection hatch.

Electric motor and shaft are standard

Designed for pumping dirty liquids with solids with diameter up to 39 mm.

DESCRIZIONE

Elettropompa autoadescante monoblocco a girante aperta. Disco d'usura in acciaio inox AISI 316 e girante in ghisa sono estraibili direttamente dal portello di ispezione.

Motore standard

Progettata per pompare liquidi sporchi, anche con corpi solidi con diametro fino a 39 mm.

DESCRIPTION

Electropompe autoamorçantes monobloc avec turbine ouverte. Disco d'usure en acier inox AISI 316 et turbine en fonte peuvent être extraits directement de la porte d'inspection

Moteur électrique et l'arbre sont standard

Conçu pour le pompage de liquides sales avec des solides de diamètre jusqu'à 39 mm.

TECHNICAL FEATURES

- Pump body: Cast iron;
- Impeller: Cast iron;
- Hatch: Cast iron;
- Disk wear: Stainless steel AISI 316

CARATTERISTICHE COSTRUTTIVE

- Corpo pompa: Ghisa;
- Girante: ghisa;
- Coperchio: ghisa;
- D. d'usura: acciaio inox AISI 316;

CARACTERISTIQUES TECHNIQUES

- Corps de pompe: fonte;
- Turbine: fonte;
- Trappe: fonte;
- D. usure: Acier inox AISI 316

PERFORMANCE

- Max. delivery: 85 mc/h
- Max. manometric head: 17 m
- Max. suction depth: 8 m
- Max. liquid temperature: + 80° C
- Ø inlet/outlet: 4" G

PRESTAZIONI

- Portata max: 85 mc/h
- Prevalenza max: 17 m
- Altezza max. aspirazione: 8 m
- Max. temperatura liquido: + 80° C
- Ø aspirazione/mandata: 4" G

PERFORMANCE

- Débit maximum: 85 mc/h
- Hauteur manométrique: 17 m
- Hauteur d'aspiration maximale: 8 m
- Max. temperature: + 80° C
- Ø aspiration/refoulement: 4" G

SPECIAL EQUIPMENT

- Different mechanical seals;
- Special voltages;
- Diesel engine;
- Petrol engine;
- Hydraulic motor;

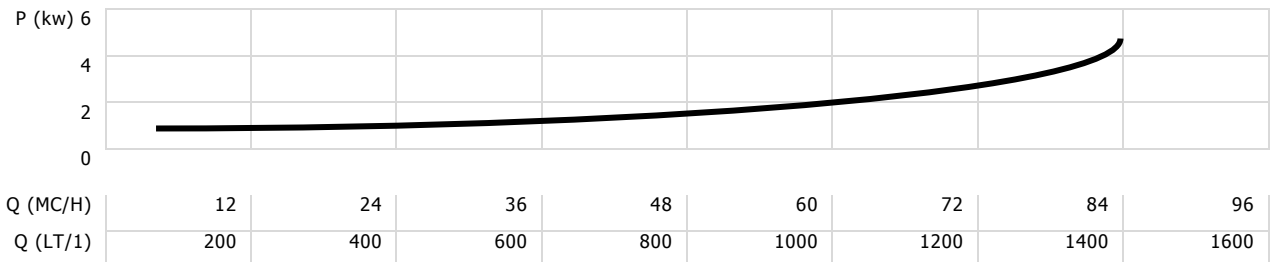
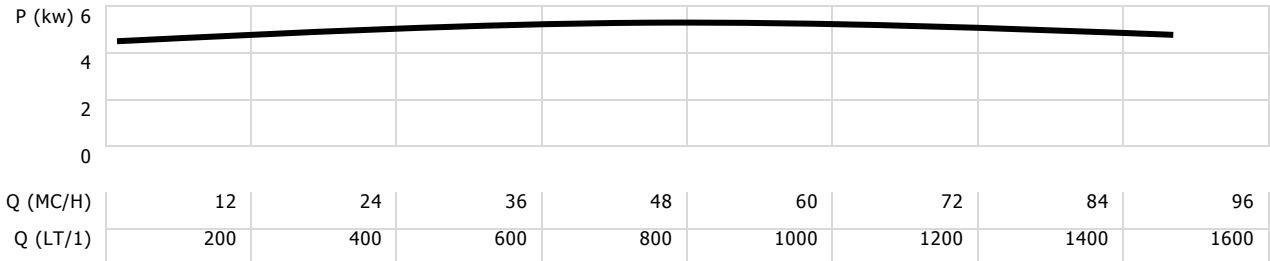
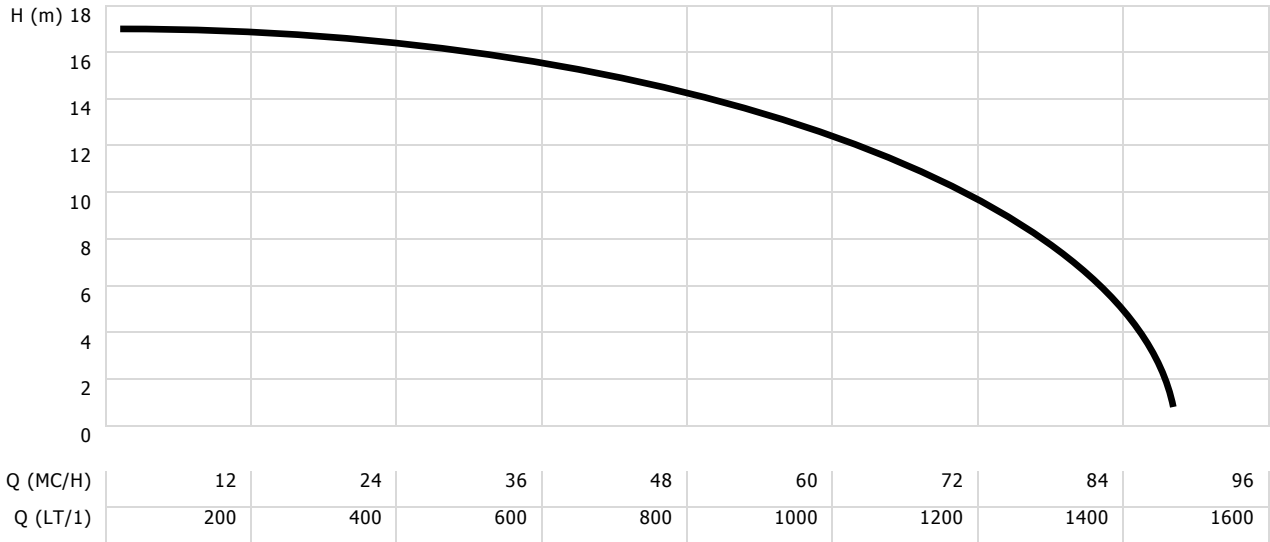
ALLESTIMENTI SPECIALI

- Tenute meccaniche materiali diversi;
- Tensioni speciali;
- Motori diesel;
- Motori benzina;
- Motori idraulici;

EQUIPEMENT SPECIAL

- Garnitures mécaniques différentes;
- Voltages spéciaux;
- Moteur diesel;
- Moteur à essence;
- Moteur hydraulique;

G4-180/165-30 - 5,5 Kw 50 Hz



CODE	MOTOR TYPE	KW	HZ	RPM	WEIGHT (KG)	DIMENSIONS LxLxH (cm)
055G	MEC 132 B3/B5	5,5 T	50	2900	144	427x727x491